
GET THE FACTS ABOUT GYNECOLOGIC CANCER



U.S. Department of
Health and Human Services
Centers for Disease
Control and Prevention



CERVICAL | OVARIAN | UTERINE | VAGINAL | VULVAR

ABOUT THIS BOOKLET

This booklet was developed in support of the Centers for Disease Control and Prevention's (CDC) *Inside Knowledge: Get the Facts About Gynecologic Cancer* campaign. The campaign helps women get the facts about gynecologic cancer by providing important "inside knowledge" about their bodies and health.

As you read this booklet, you will learn about the different types of gynecologic cancer. These are cancers that affect the female reproductive organs. They include cervical, ovarian, uterine, vaginal, and vulvar cancers. You will find information on:

- Signs, symptoms, and risk factors related to each gynecologic cancer.
- What you can do to help prevent gynecologic cancer.
- What to do if you have symptoms.
- What to do if you think you may be at increased risk for developing a gynecologic cancer.
- Questions to ask your doctor.

Each year, about 89,000 women in the United States are diagnosed with a gynecologic cancer. While all women are at risk for developing gynecologic cancers, few will ever develop one. Still, it is important to know the signs because there is no way to know for sure who will get a gynecologic cancer. The information included in this booklet will help you recognize warning signs so you can ask your health care provider about them. These signs and symptoms often are related to something other than gynecologic cancer. But it is important for your overall health to know what is causing them.

Important words to know appear in *italics* and are defined in the glossary at the back of the booklet.

The *Inside Knowledge: Get the Facts About Gynecologic Cancer* campaign is an initiative that supports the Gynecologic Cancer Education and Awareness Act of 2005, or Johanna's Law, which was unanimously passed by the 109th Congress in 2006, and signed into law in January 2007.



TO FIND OUT MORE:
Visit www.cdc.gov/cancer/knowledge
or call **1-800-CDC-INFO**



WHAT IS CANCER?

Cancer is a group of diseases in which abnormal *cells* in the body divide and grow out of control. These abnormal cells can spread to other parts of the body. When this happens, it is called metastasis. There are more than 100 different types of cancer. Cancer is usually named for the organ or part of the body where it starts, or the type of cell in which it starts, even if it spreads to other body parts later. For example, cancer that begins in the *ovaries* and spreads to another organ is still called ovarian cancer, even after it has spread.

WHAT CAUSES CANCER?

In most cases, the exact cause of cancer is not known. However, it is clear that certain changes in cells can cause cancer. These cell changes can be either acquired or inherited. If they are acquired, they are caused by environmental factors and things people do, such as smoking. When cell changes are inherited, it means they are passed from parent to child through *genes*.



TABLE OF CONTENTS

- 3 Gynecologic cancer overview
- 5 Gynecologic cancer symptoms
- 6 Questions to ask your doctor
- 7 Cervical cancer
- 10 Ovarian cancer
- 14 Uterine cancer
- 16 Vaginal cancer
- 18 Vulvar cancer
- 19 Gynecologic cancer diagnosis
- 20 Glossary
- 21 Resources

GYNECOLOGIC CANCER OVERVIEW

What is gynecologic cancer?

Gynecologic cancer is any cancer that starts in a woman's reproductive organs. While they are often discussed as a group, each gynecologic cancer is unique. Each has different signs, symptoms, and risk factors (things that may increase your chance of getting cancer). For some of these cancers, there are ways to lower your risk.

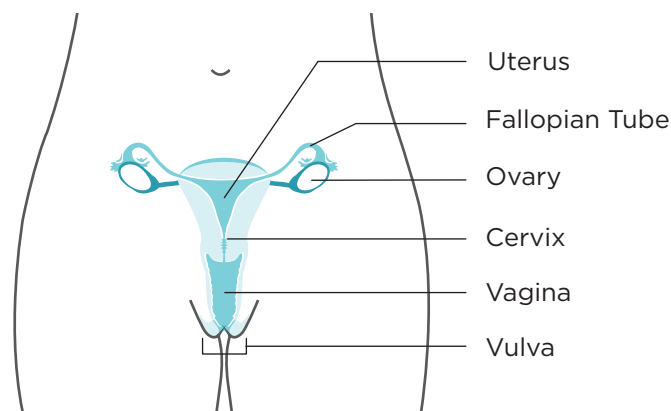
The five main types of gynecologic cancer are:

- Cervical cancer: Begins in the *cervix*, the lower part of the uterus (or womb).
- Ovarian cancer: Begins in the ovaries, located on each side of the uterus.
- Uterine cancer: Begins in the *uterus*, the pear-shaped organ in a woman's pelvis where the baby grows when a woman is pregnant.
- Vaginal cancer: Begins in the *vagina*, the hollow, tube-like channel between the bottom of the uterus and the outside of the body. It is also called the birth canal.
- Vulvar cancer: Begins in the *vulva*, the outer part of the female genital organs, which includes the inner and outer lips of the vagina, the clitoris, and the opening of the vagina and its glands.

Additional types of gynecologic cancer exist, and include fallopian tube cancer and primary peritoneal cancer. (Please see p. 12 for more information.)

Who gets gynecologic cancer?

While all women are at risk for gynecologic cancer, this risk generally increases with age. Every year in the United States, about 89,000 women are diagnosed with and more than 29,000 die from a gynecologic cancer.



PAP TEST

The *Pap test* can find *precancerous* changes on the cervix that can be treated to prevent cervical cancer. A Pap test also can find cervical cancer early, when treatment is most effective. Women should start getting regular Pap tests at age 21.

The Pap test does NOT screen for ovarian, uterine, vaginal, or vulvar cancers. Even if you have a Pap test regularly, see your doctor if you notice any signs or symptoms that are not normal for you.

HPV TEST

Almost all cervical cancers and some vaginal and vulvar cancers are caused by the *human papillomavirus*, or HPV. The HPV test looks for HPV infection. This test may be used with the Pap test to screen for cervical cancer in women aged 30 years and older.

It also is used to provide more information when a Pap test has unclear results. If you have HPV, follow your doctor's advice for further testing. (For more information about both the Pap test and HPV test, see pgs. 8-9)

What increases a woman's risk of getting gynecologic cancer?

There is no way to know which women will get gynecologic cancer. Each type of gynecologic cancer has unique risk factors. These are discussed in detail for each cancer on the pages that follow.

HPV infections that do not go away increase the risk of getting several types of gynecologic cancer. HPV is a common sexually transmitted virus that can cause cervical, vaginal, and vulvar cancers. It is one of the most well-established risk factors for these three cancers.

For more information about your risk, talk to your doctor, nurse, or other health care professional.*

* Please note that throughout the brochure the word "doctor" will be used to refer to doctors, nurses, and other health care professionals.

Who gets HPV?

HPV is a common virus with more than 100 different kinds or types. More than 30 of the types can be passed from one person to another during sex. HPV can occur in both men and women. HPV is so common that most people get it at some time in their lives.

Any woman who has ever had sex is at risk for getting HPV. Women are more likely to have HPV if they started having sex at an early age and if they or their partner have had sex with several others.

Condoms can lower your chance of getting HPV, if they are used all the time and the right way. However, HPV can infect areas that are not covered by a condom, so condoms do not fully protect against HPV.

How does HPV cause cancer?

Most of the time, people who become infected with HPV will not have any symptoms and the infection will clear up on its own. However, when the infection does not clear up, it can cause normal cells to turn abnormal. Over time, these abnormal cells can turn into cancer of the cervix, vagina, or vulva.

How likely am I to get a gynecologic cancer if I have HPV?

Many people will have an HPV infection at some time in their lives, but few women will get cervical, vaginal, or vulvar cancer—the gynecologic cancers that are linked to HPV.

How can I help prevent gynecologic cancer or find it early?

While there is no known way to prevent all types of gynecologic cancer, there are things you can do that may help lower your chance of getting them or help to find them early. It is important to find gynecologic cancers early, when treatment can be most effective.

- **Pay attention to your body and know what is normal for you.** If you have any abnormal vaginal bleeding, or if you have any other signs and symptoms of gynecologic cancer for two weeks or longer and they are not normal for you, talk to a doctor right away.
- **Make healthy lifestyle choices.** For overall good health, eat a diet rich in fruits and vegetables; exercise regularly; maintain a healthy weight; avoid smoking; and practice safe sex.
- **Know your family health history.** Share it with your doctor.
- **Get the HPV vaccine** if you are at an age when it is recommended. It protects against the types of HPV that most often cause cervical, vaginal, and vulvar cancers. It is recommended for preteens (both boys and girls) aged 11 to 12 years, but can be given as early as age 9 and until age 26. The vaccine is given in a series of either two or three shots, depending on age. If vaccination starts before age 15, a 2-dose schedule is recommended, with the 2 doses given 6–12 months apart. For teens and young adults who start the series at age 15 through 26, the vaccine is given in a series of three shots (0, 1-2, and 6 months). To learn more about the HPV vaccine visit www.cdc.gov/hpv/index.html.
- **Get regular Pap tests.** Pap tests (or Pap smears) are one of the most reliable and effective cancer screening tests available. Pap tests can find precancerous changes on the cervix that can be treated so that cervical cancer is prevented. A Pap test can also find cervical cancer early, when treatment is most effective. **The only cancer the Pap test screens for is cervical cancer.**
- **Get the HPV test** if it is recommended by your doctor.

GYNECOLOGIC CANCER SYMPTOMS

What are the signs and symptoms of gynecologic cancer?

The signs and symptoms shown below are often related to gynecologic cancer. However, not all women with gynecologic cancer have the same symptoms. And sometimes symptoms are difficult to recognize because they may be caused by or related to other conditions. That is why it is important to pay attention to your body and know what is normal for you.

Talk to a doctor right away if:

- You have any abnormal vaginal bleeding between periods, after sex, or after *menopause*.
- You have any of the other signs and symptoms of gynecologic cancer for two weeks or longer and they are not normal for you.

The symptoms may be caused by something other than cancer, but the only way to know is to see a doctor.

SYMPTOMS	Cervical Cancer	Ovarian Cancer	Uterine Cancer	Vaginal Cancer	Vulvar Cancer
Abnormal vaginal bleeding or discharge	<input checked="" type="checkbox"/>	<input checked="" type="checkbox"/>	<input checked="" type="checkbox"/>	<input checked="" type="checkbox"/>	<input type="checkbox"/>
Feeling full too quickly or difficulty eating	<input type="checkbox"/>	<input checked="" type="checkbox"/>	<input type="checkbox"/>	<input type="checkbox"/>	<input type="checkbox"/>
Pelvic pain or pressure	<input type="checkbox"/>	<input checked="" type="checkbox"/>	<input checked="" type="checkbox"/>	<input type="checkbox"/>	<input type="checkbox"/>
More frequent or urgent need to urinate and/or constipation	<input type="checkbox"/>	<input checked="" type="checkbox"/>	<input type="checkbox"/>	<input checked="" type="checkbox"/>	<input type="checkbox"/>
Bloating	<input type="checkbox"/>	<input checked="" type="checkbox"/>	<input type="checkbox"/>	<input type="checkbox"/>	<input type="checkbox"/>
Abdominal or back pain	<input type="checkbox"/>	<input checked="" type="checkbox"/>	<input type="checkbox"/>	<input type="checkbox"/>	<input type="checkbox"/>
Itching, burning, pain, or tenderness of the vulva	<input type="checkbox"/>	<input type="checkbox"/>	<input type="checkbox"/>	<input type="checkbox"/>	<input checked="" type="checkbox"/>
Changes in vulva color or skin, such as a rash, sores, or warts	<input type="checkbox"/>	<input type="checkbox"/>	<input type="checkbox"/>	<input type="checkbox"/>	<input checked="" type="checkbox"/>



QUESTIONS TO ASK YOUR DOCTOR ABOUT GYNECOLOGIC CANCER

When visiting a doctor, it may be helpful to bring a list of questions to ask and to take notes during your visit. Consider asking the following questions:

- 1) What is my risk for getting a gynecologic cancer, such as cervical, ovarian, uterine, vaginal, or vulvar cancer?
- 2) When should I have my next Pap test?
- 3) What do my Pap test results mean?
- 4) Is the HPV test right for me?
- 5) When can I stop getting a Pap test?
- 6) Are there any other gynecologic cancer tests that I need, based on my personal health and family cancer history? If so, what are they? Why do I need them? How do they work?
- 7) I have noticed [insert any symptoms you are experiencing], which is not normal for me. Could this be caused by a gynecologic cancer? If so, what should I do next?

CERVICAL CANCER

What is cervical cancer?

When cancer starts in the cervix, it is called cervical cancer. The cervix is the lower, narrow end of the uterus (or womb). The cervix connects the upper part of the uterus to the vagina (the birth canal).

Cervical cancer is the only gynecologic cancer that can be prevented, by having screening tests routinely and following up as necessary. It also is highly curable when found and treated early.

Who gets cervical cancer?

All women who have a cervix are at risk for cervical cancer. Women who have had a total *hysterectomy*, which includes the removal of the cervix, are not at risk for cervical cancer. (If you are not sure if your cervix was removed during a hysterectomy, ask your doctor.)

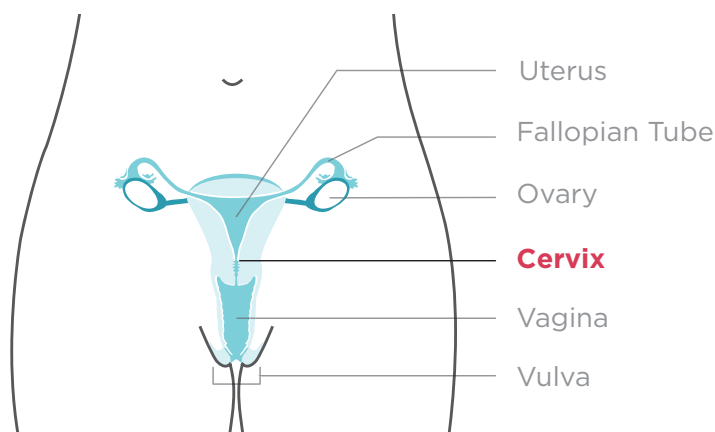
Cervical cancer occurs most often in women over the age of 30. Each year, approximately 12,000 women in the United States get cervical cancer.

Cervical cancer used to be the leading cause of cancer death for women in the United States. However, in the past 40 years, there has been a major decrease in the number of deaths from cervical cancer. This decline is largely due to many women getting regular Pap tests, which can find precancerous changes that can be treated before they turn into cancer.

What are the symptoms of cervical cancer?

Early on, cervical cancer may not cause signs and symptoms. In later stages, cervical cancer may cause bleeding—especially after sex—or discharge from the vagina that is not normal for you.

If you have unusual bleeding or discharge, see a doctor. The symptoms may be caused by something other than cervical cancer, but the only way to know is to see a doctor.



What raises a woman's chance of getting cervical cancer?

Certain types of HPV may lead to cervical cancer. Almost all cervical cancers are linked to HPV. (See Gynecologic Cancer Overview on page 3 for more information about HPV.) However, there are other things that can increase your risk, including:

- Smoking.
- Having *HIV* or another condition that makes it hard for your body to fight off health problems.
- Using birth control pills for a long time (five or more years).
- Having given birth to three or more children.

CERVICAL CANCER

How can I help lower my chance of getting cervical cancer?

There are several things you can do that may reduce your chance of getting cervical cancer.

1) Protect yourself from HPV.

- Talk to your doctor about getting the HPV vaccine, which protects against the types of HPV that most often cause cervical, vaginal, and vulvar cancers.
- Use condoms during sex.
- Limit your number of sexual partners.

2) See a doctor regularly for a Pap test that looks for cervical precancers and cancer. Be sure to follow up with the doctor if your test results are not normal.

3) Don't smoke. Smoking harms all of your body's cells, including your cervical cells. If you smoke and have HPV, you have a higher chance of getting cervical cancer. If you smoke, ask a doctor for help quitting.

Are there ways to prevent cervical cancer or find it early?

Yes. The Pap test, HPV test, and HPV vaccine all help to prevent cervical cancer.

1) The Pap test is one of the most reliable and effective screening tests available. Getting a Pap test regularly is important because it can find precancerous changes on the cervix that can be simply and effectively treated to prevent cervical cancer. A Pap test can also find cervical cancer early, when treatment is most effective.

The only cancer the Pap test screens for is cervical cancer. It does not screen for any other type of cancer.

Most cervical cancers occur among women who have never had a Pap test or have not had one in the last five years.

2) The HPV test looks for HPV—the virus that can cause cell changes on the cervix. For women aged 30 years and older, the HPV test can be used along with the Pap test (called *co-testing*) to screen for cervical cancer. It also is used to provide more information when Pap test results for women aged 21 and older are unclear.

3) The HPV vaccine protects against the types of HPV that most often cause cervical, vaginal, and vulvar cancers. It is recommended for preteens (both boys and girls) aged 11 to 12 years, but can be given as early as age 9 and until age 26. The vaccine is given in a series of either two or three shots, depending on age. If vaccination starts before age 15, a 2-dose schedule is recommended, with the 2 doses given 6 – 12 months apart. For teens and young adults who start the series at age 15 through 26, the vaccine is given in a series of three shots (0, 1-2, and 6 months). It is important to note that even women who are vaccinated against HPV need to have regular Pap tests to screen for cervical cancer. To learn more about the HPV vaccine visit www.cdc.gov/hpv/index.html.

When and how often should I get a Pap test?

All women should start getting regular Pap tests at age 21. How often you get a Pap test depends on many factors:

- If your Pap test results are normal, your doctor may tell you that you will not need another Pap test for three years.
- If you are 30 or older, you may choose to have an HPV test along with the Pap test. Both tests can be performed by your doctor at the same time. If the results are normal, your chance of getting cervical cancer in the next few years is very low. Your doctor may then tell you that you can wait up to five years for your next screening.

For women aged 21-65, it is important to continue getting a Pap test as directed by your doctor—even if you think you are too old to have a child or are not having sex anymore. However, your doctor may tell you that you do not need to have a Pap test if either of these is true for you:

- You are older than 65 and have had normal Pap test results for several years.
- You have had your cervix removed as part of a total hysterectomy for non-cancerous conditions, like *fibroids*.

Where can I find free or low-cost cervical cancer screening tests?

You may be able to get free or low-cost cervical cancer screening tests if you:

- **Have health insurance.** Contact your insurance provider to find out if cervical cancer screening is covered.

- **Are eligible for Medicaid.** To learn more, visit www.medicaid.gov.
- **Are aged 65 years or older.** Medicare pays for the Pap test every two years, or every year for some women. To learn more, call 1-800-MEDICARE or visit www.medicare.gov.
- **Have a low income or do not have health insurance.** CDC's National Breast and Cervical Cancer Early Detection Program offers free or low-cost screening. To learn more, call 1-800-CDC-INFO or visit www.cdc.gov/cancer/nbccedp.

Where can I find free or low-cost HPV vaccines?

Girls through 18 years of age may be able to get the HPV vaccine for free or at low-cost.

To learn more, call 1-800-CDC-INFO or visit www.cdc.gov/vaccines/programs/vfc/parents/qa-detailed.html.

RESULTS

What does my Pap test result mean?

Your Pap test result will come back as “normal,” “unclear,” or “abnormal.”

Normal: A normal (or “negative”) result means that no cell changes were found on your cervix. However, it is still important to get Pap tests regularly because new cell changes can develop.

Unclear: The doctor may use other words to describe this result, including equivocal, inconclusive, or ASC-US. These all mean the same thing: that your cervical cells look like they could be abnormal. It is not clear if this is related

to HPV or to other life changes, like pregnancy, menopause, or some other infection. The HPV test can help find out if your cell changes are related to HPV.

Abnormal: An abnormal result means that cell changes were found on your cervix. But don't be alarmed—this does not necessarily mean you have cervical cancer. Most of the time, minor changes go back to normal on their own. But more serious changes—precancers—can turn into cancer if they are not treated. If your test is abnormal, it is very important to follow up with your doctor because you likely will need more tests or treatment.

OVARIAN CANCER

What is ovarian cancer?

When cancer starts in the ovaries or in the related areas of the fallopian tubes and the peritoneum, it is called ovarian cancer. Women have two ovaries that are located in the *pelvis*, one on each side of the uterus. The ovaries make female hormones and produce eggs.

The fallopian tubes are long, slender tubes, one on each side of the uterus. Eggs pass from the ovaries through the fallopian tubes to the uterus. The peritoneum is the tissue lining that covers organs in the abdomen.

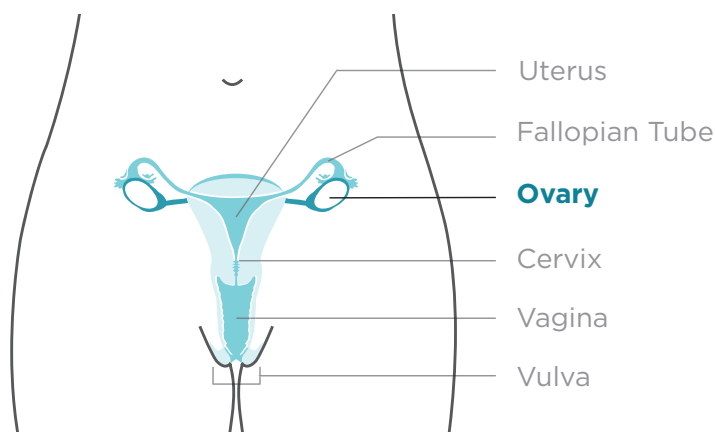
Who gets ovarian cancer?

All women are at risk for ovarian cancer, but older women are more likely to get the disease than younger women. About 90 percent of women who get ovarian cancer are older than 40. The greatest number of ovarian cancers occurs in women aged 60 years or older. Women who have had both ovaries removed have a much lower risk of ovarian cancer. Each year, approximately 21,000 women in the United States get ovarian cancer and about 14,000 die from it.

What are the signs and symptoms of ovarian cancer?

Ovarian cancer may cause the following signs and symptoms:

- Vaginal bleeding (particularly if you are past menopause) or discharge from your vagina that is not normal for you.
- Pain or pressure in the pelvic area.
- *Abdominal* or back pain.
- *Bloating*.
- Feeling full too quickly or difficulty eating.
- A change in bathroom habits, such as more frequent or urgent need to urinate and or constipation. Pay attention to your body and know what is normal for you. If you have unusual vaginal bleeding, see a doctor right away. If you have any of the other signs for two weeks or longer and they are not normal for you, see a doctor. They may be caused by something other than cancer, but the only way to know is to see a doctor.



What raises a woman's chance of getting ovarian cancer?

There is no way to know if you will get ovarian cancer. However, there are several factors that may increase your risk, including if you:

- Are middle aged or older.
- Have close family members (such as your mother, sister, aunt, or grandmother) on either your mother's or father's side, who have had ovarian cancer.
- Have had breast, uterine, or colorectal cancer.
- Have an Eastern European (Ashkenazi) Jewish background.
- Have never given birth or have had trouble getting pregnant.
- Have endometriosis.
- Have tested positive for a genetic abnormality called *BRCA1* or *BRCA2*, or one associated with Lynch syndrome. In addition, some studies suggest that women who take estrogen by itself (estrogen without progesterone) for 10 or more years may have an increased risk of ovarian cancer. If one or more of these is true for you, it does not mean you will get ovarian cancer. But you should talk to a doctor about your risk.

Should I have a genetic test for ovarian cancer?

If you or your family have a history of breast or ovarian cancer, your doctor may recommend genetic testing and counseling. Genetic testing is useful for a very small percentage of women who have a family history of cancer. It is not recommended for all women, but it is important for all women to know their family history.

Genetic testing can help some women find out if they have an increased chance of developing breast and ovarian cancer. It works by finding changes or alterations in genes known as breast cancer susceptibility genes 1 and 2 (BRCA1 and BRCA2). If you are considering genetic testing, you should get genetic counseling to help you decide whether to get tested, and to learn what the test results may mean for you.

IS GENETIC TESTING RIGHT FOR YOU?

If the following is true for you, you may benefit from genetic counseling and testing:

If the following is true for you, you may benefit from genetic counseling and testing:

You have an Eastern European (Ashkenazi) Jewish background and on your mother's or father's side you have one of the following:

- A first degree relative (i.e., parent, sibling, or child) with breast or ovarian cancer.
- Two second-degree relatives (grandparent, grandchild, uncle, aunt, nephew, niece, or half-sibling) on the same side of the family with breast or ovarian cancer.

You do not have an Eastern European (Ashkenazi) Jewish background, but on your mother's or father's side you have one of the following:

- Two first-degree relatives (i.e., parent, sibling, or child) with breast cancer and at least one of them was diagnosed at or before the age of 50.
- A combination of three or more first-or second-degree relatives with breast cancer, regardless of the age they were when the cancer was diagnosed.
- A combination of breast and ovarian cancer among first-or-second-degree relatives.
- A first-degree relative with breast cancer in both breasts.
- A combination of two or more first-or-second-degree relatives with ovarian cancer, regardless of the age they were when the cancer was diagnosed.
- A first-or-second-degree relative with both breast and ovarian cancer, diagnosed at any age.
- A history of breast cancer in a male relative.



OVARIAN CANCER

How can I help prevent or lower my chance of getting ovarian cancer?

There is no known way to prevent ovarian cancer. But these things are associated with a lower chance of getting it:

- Having used birth control pills for more than five years.
- Having had a tubal ligation (getting your tubes tied), both ovaries removed, or a hysterectomy.
- Having given birth.
- Breastfeeding. Some studies suggest that women who breastfeed for a year or more may have a modestly reduced risk of ovarian cancer.

Are there ways to find ovarian cancer early?

Currently there is no effective screening test for ovarian cancer, and it can be very hard to identify ovarian cancer early. The signs and symptoms of

ovarian cancer are not always clear and may be hard to recognize. **The Pap test does not screen for ovarian cancer. The only cancer the Pap test screens for is cervical cancer.** That is why it is so important to pay attention to your body and know what is normal for you. If you notice any changes in your body that last for two weeks or longer and may be a sign or symptom of ovarian cancer, talk to your doctor and ask about possible causes.

Rectovaginal exams, transvaginal ultrasounds, and CA-125 blood tests can be used in combination to help diagnose ovarian cancer. Ask a doctor about these tests, if:

- You have any unexplained signs or symptoms of ovarian cancer that lasts for two or more weeks.
- You had breast, uterine, or colorectal cancer.
- A close relative had ovarian cancer or you tested positive for the BRCA1 or BRCA2 gene.

When ovarian cancer is found early, treatment can be most effective.

“I just feel incredibly lucky. If I hadn’t mentioned the bleeding and my doctor hadn’t acted as quickly and definitively as she had, the outcome would have been much different.”

—Janet L., Ovarian cancer survivor, Age at diagnosis: 54



UTERINE CANCER

What is uterine cancer?

When cancer starts in the uterus, it is called uterine cancer. The uterus is the pear-shaped organ in a woman's pelvis. Also called the womb, the uterus is where the baby grows when a woman is pregnant.

Who gets uterine cancer?

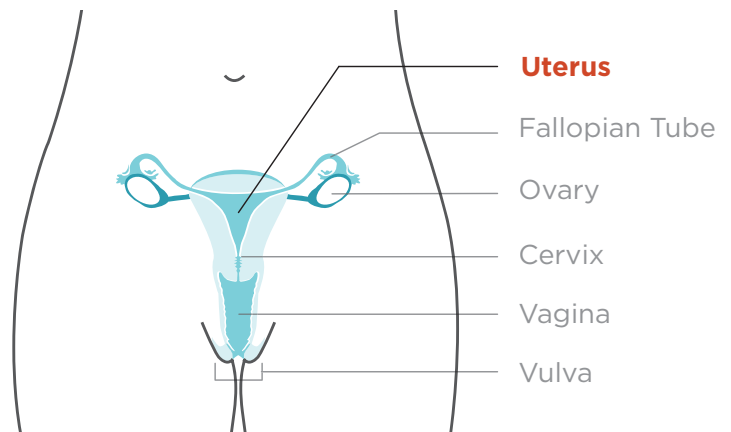
All women—except those whose uterus was removed by having a hysterectomy—are at risk for uterine cancer, and the risk increases with age. Most uterine cancers are found in women who are going through or have gone through menopause. Each year, approximately 50,600 women in the United States get uterine cancer.

What are the signs and symptoms of uterine cancer?

Signs and symptoms of uterine cancer include:

- Vaginal discharge that is not normal for you.
- Abnormal vaginal bleeding. The bleeding may be abnormal because of how heavy it is or when it happens, such as bleeding after you have gone through menopause; bleeding between periods; or any other bleeding that is longer or heavier than normal for you.
- Pain or pressure in your pelvis.

Pay attention to your body, and know what is normal for you. If you have vaginal bleeding that is not normal for you, see a doctor right away. If you have any of the other signs and they last for two weeks or longer, see a doctor. These things may be caused by something other than cancer, but the only way to know is to see a doctor.



There are two main types of uterine cancer:

Endometrial cancer: The most common type of uterine cancer. Endometrial cancer forms in the lining of the uterus, which is called the endometrium.

Uterine sarcoma: A rare type of uterine cancer that forms in the muscle or other tissue of the uterus.

When uterine cancer is found early, treatment is most effective.

“Listen to your body—it does tell you things. It’s about knowing yourself.

—Lynn H., Uterine cancer survivor, Age at diagnosis: 32

What raises a woman’s chance of getting uterine cancer?

There is no way to know who will get uterine cancer. However, several factors may increase the chance that you will get uterine cancer, including if you:

- Are older than age 50.
- Are obese (having a high, unhealthy amount of body fat).
- Take estrogen by itself for hormone replacement during menopause. In general, when estrogen is used, it should be in combination with the other female hormone, progesterone.
- Have had trouble getting pregnant, or have had fewer than five periods in a year at any time in your life before starting menopause.
- Take tamoxifen, a drug used to prevent or treat certain types of breast cancer.
- Have people in your family with a history of uterine, colon, or ovarian cancer.

If one or more of these is true for you, it does not mean you will get uterine cancer, but you should talk with a doctor to see if he or she recommends more frequent exams.

Women who have an inherited form of colorectal cancer, called *hereditary nonpolyposis colorectal cancer syndrome*, have an increased risk of getting uterine cancer. This may be true for you if you have close female relatives (i.e., your mother, grandmother, sister, aunt, or daughter) who have had uterine or ovarian cancer. If so, talk to a doctor about having annual exams and endometrial biopsies, starting at age 35.

How can I help prevent or lower my chance of getting uterine cancer?

There is no known way to prevent uterine cancer. But these things may reduce your chance of getting uterine cancer:

- Using birth control pills.
- Maintaining a healthy weight and being physically active.
- Taking progesterone if you are taking estrogen.

Are there ways to find uterine cancer early?

There are no simple and reliable ways to test for uterine cancer in women who do not have any signs or symptoms. **The Pap test does not screen for uterine cancer. The only cancer the Pap test screens for is cervical cancer.** This is why it is important to know the signs and symptoms of uterine cancer and to see a doctor if you have any of them.

If you have symptoms or are at high risk for uterine cancer, your doctor may perform an endometrial *biopsy* or a transvaginal ultrasound. These tests can be used to help diagnose or rule out uterine cancer. Your doctor may do these tests in his or her office, or may refer you to another doctor. The doctor might perform more tests if the endometrial biopsy does not provide enough information, or if symptoms continue.

VAGINAL CANCER

What is vaginal cancer?

When cancer starts in the vagina, it is called vaginal cancer. The vagina, also called the birth canal, is the hollow, tube-like channel between the bottom of the uterus and the outside of the body.

When vaginal cancer is found early, treatment is most effective.

Who gets vaginal cancer?

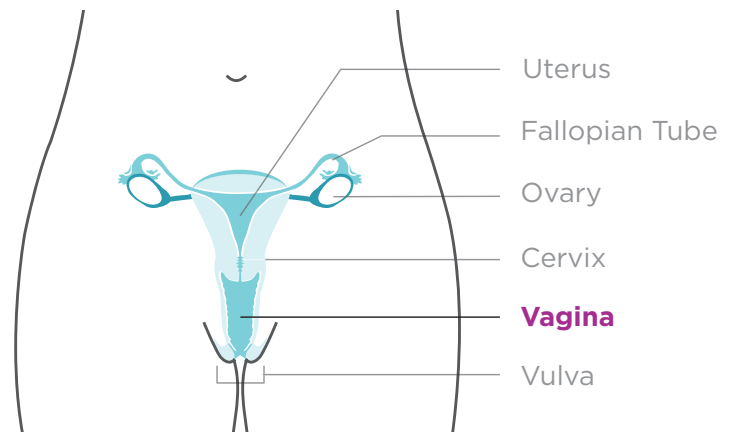
While vaginal cancer is very rare, all women are at risk. Each year, approximately 1,300 women in the United States get vaginal cancer.

What are the signs and symptoms of vaginal cancer?

Most vaginal cancers do not cause signs or symptoms early on. But, if symptoms are present, they may include:

- Vaginal discharge or bleeding that is not normal for you. The bleeding may be abnormal because of how heavy it is, or when it happens, such as bleeding after you have gone through menopause; bleeding between periods; or any other bleeding that is longer or heavier than is normal for you.
- Changes in bathroom habits, including having blood in the stool or urine; going to the bathroom more often than usual; or feeling constipated.

If you have abnormal vaginal bleeding, see a doctor right away. If you have any of the other signs for two weeks or longer, see a doctor. They may be caused by something other than cancer, but the only way to know is to see a doctor.



What raises a woman's chance of getting vaginal cancer?

There is no way to know for sure who will get vaginal cancer. However, these things may increase the chance you will get it:

- Having HPV.
- Having had cervical precancer or cervical cancer.
- Having HIV or another condition that makes it hard for your body to fight off health problems.
- Smoking.

If one or more of these is true for you, it does not mean you will get vaginal cancer. But you should talk to a doctor about whether you need more frequent exams.



How can I help prevent or lower my chance of getting vaginal cancer?

You can lower your chance of developing vaginal cancer by:

- Getting the HPV vaccine if you are in the age group for which it is recommended. The HPV vaccine protects against the types of HPV that most often cause cervical, vaginal, and vulvar cancers.
- Limiting your number of sexual partners to reduce the risk of getting HPV or HIV.
- Not smoking. Smoking harms all of your body's cells, including your vaginal cells. If you smoke and have HPV, you have a higher chance of getting vaginal cancer. If you smoke, ask a doctor for help quitting.

Are there ways to find vaginal cancer early?

The best ways to find vaginal cancer early are to get regular checkups and to see a doctor if you have any signs or symptoms, such as lumps or changes in the vagina. The doctor may perform tests or other procedures to find out what is causing these symptoms. Your doctor also may recommend more follow-up tests or more frequent exams to check for vaginal cancer if you have had abnormal Pap test results or a history of cervical cancer. These things may place you at a higher risk of getting HPV-associated cancers, like vaginal, vulvar, and cervical cancers. **It is important to note that the Pap test does not screen for vaginal cancer. The only cancer the Pap test screens for is cervical cancer.**

VULVAR CANCER

What is vulvar cancer?

When cancer starts in the vulva, it is called vulvar cancer. The vulva is the outer part of the female genital organs. It has two folds of skin called the labia. Vulvar cancer most often occurs on the inner edges of the labia.

When vulvar cancer is found early, treatment is most effective.

Who gets vulvar cancer?

While vulvar cancer is very rare, all women are at risk. Each year, approximately 4,900 women in the United States get vulvar cancer.

What are the signs and symptoms of vulvar cancer?

Signs and symptoms of vulvar cancer include:

- Itching, burning, pain, or tenderness on the vulva that does not go away.
- Changes in vulva skin color, where it is redder or whiter than normal for you.
- Changes on the vulva skin, such as a rash, warts, sores, lumps, or ulcers.

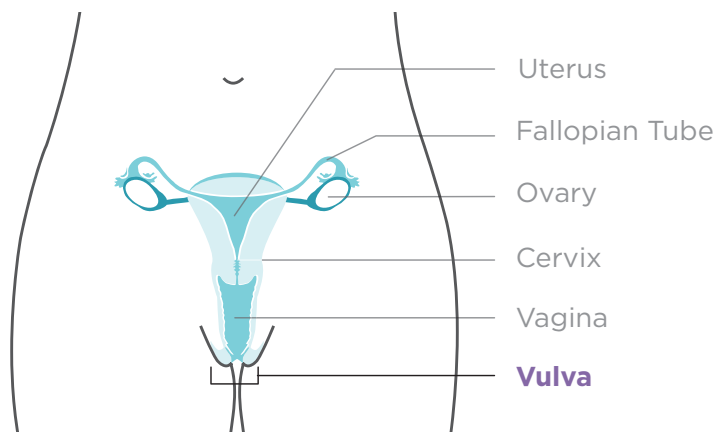
If you have any of these signs for two weeks or longer and they are not normal for you, see a doctor. They may be caused by something other than cancer, but the only way to know is to see a doctor.

What raises a woman's chance of getting vulvar cancer?

There is no way to know who will get vulvar cancer. However, the following factors may increase the chance you will get it:

- Having HPV.
- Having had cervical precancer or cervical cancer.
- Having HIV or another condition that makes it hard for your body to fight off health problems.
- Having ongoing vulvar itching or burning.
- Smoking.

If one or more of these is true for you, it does not mean you will get vulvar cancer, but talk to a doctor about whether you need more frequent exams.



How can I help prevent or lower my chance of getting vulvar cancer?

You can lower your chance of developing vulvar cancer by:

- Getting the HPV vaccine if you are in the age group for which it is recommended. The vaccine protects against the types of HPV that most often cause cervical, vaginal, and vulvar cancers.
- Limiting your number of sexual partners to reduce the risk of getting HPV.
- Not smoking. Smoking harms all of your body's cells, including your vulvar cells. If you smoke and have HPV, you have a higher chance of getting vulvar cancer. If you smoke, ask a doctor for help quitting.

Are there ways to find vulvar cancer early?

The best ways to find vulvar cancer early are to get regular checkups and to see a doctor if you have signs or symptoms of vulvar cancer for two weeks or longer. **The Pap test does not screen for vulvar cancer. The only cancer the Pap test screens for is cervical cancer.** A doctor may perform a physical examination to look for skin changes or perform a biopsy to help diagnose vulvar cancer. If you have had abnormal cervical cells or cervical cancer, you may be at a higher risk of getting other HPV-associated cancers, like vulvar cancer. Your doctor may recommend more follow-up tests or visits to check for vulvar cancer.

GYNECOLOGIC CANCER DIAGNOSIS

What should I do if my doctor says I have a gynecologic cancer?

If your doctor says you have a gynecologic cancer, you may feel scared, depressed, shocked, worried, angry, confused, and many other emotions. Everyone reacts differently to a cancer *diagnosis*. There is no one 'right' way to react.

As you come to terms emotionally with the diagnosis, here are some practical things you can do as you, your loved ones, and doctor decide on the best medical course of action:

Ask to be referred to a *gynecologic oncologist*, a doctor who is trained to treat gynecologic cancers. (See p. 21 for information on locating gynecologic oncologists.) Gynecologic oncologists are not located in all geographic areas. If that is the case in your area, you may be referred to other types of doctors who help treat gynecologic cancer, such as gynecologists, medical oncologists, and radiation oncologists. You may have a team of doctors and nurses working with you to create a treatment plan.

When you see a doctor next, you may want to:

- Develop and bring a list of questions to ask.
- Take notes or use an audio recorder during your visit.
- Bring a family member or friend to help listen to and understand what the doctor says.

Before starting treatment, many experts recommend that you get a second opinion about your diagnosis and treatment plan.

What is staging and why do I need it?

Cancer staging describes the size and extent of the disease in the body and whether it has spread from its original site to other parts of the body.

To find out the stage of a gynecologic cancer, your doctor may perform several tests. These results:

- Will help the doctor develop the best possible treatment plan.
- Can be used to estimate the likely outcome or course of the disease.

What are the types of cancer treatment?

Different types and combinations of cancer treatment are possible, depending on the type of cancer and the stage at which it is diagnosed. Possible treatments include:

- **Surgery:** A surgeon removes as much of the cancer as possible. The extent or possibility of surgery depends on the type of cancer, the stage, and the patient's overall health.
- **Chemotherapy:** A doctor uses drugs to stop or slow the growth of cancer cells. These drugs also can harm healthy cells, which may cause side effects. Side effects usually get better or go away when chemotherapy is over.
- **Radiation Therapy:** A doctor uses high doses of radiation—high-energy rays—to kill cancer cells and stop them from spreading. Radiation therapy does not hurt while it is being given, but it can cause side effects.

You may want to talk to your doctor about taking part in a clinical trial. Clinical trials are research studies that help determine how well new medical approaches work. (See p. 21 for resources that provide more information about clinical trials.)

GLOSSARY

Abdominal (ab-DOM-uh-nl): The area of the body between the chest and pelvis containing the stomach, intestines, liver, and other organs.

Biopsy (BUY-op-SEE): A test where a doctor removes a small piece of tissue that is then examined under a microscope to look for abnormal cells that may be cancerous.

Bloating (BLOHT-ing): When the area below your stomach swells or feels full.

BRCA1 and BRCA2: Both are human genes. People with certain changes in the BRCA1 or BRCA2 genes are at increased risk of getting cancer, including breast and ovarian cancers. The names BRCA1 and BRCA2 stand for breast cancer susceptibility gene 1 and breast cancer susceptibility gene 2, respectively.

CA-125: A protein that may be found in high amounts in the blood of patients with certain types of cancer, including ovarian cancer. It also can be found in high amounts when other non-cancerous conditions are present, such as endometriosis, ovarian cysts, and uterine fibroids. CA-125 levels may also help track how well cancer treatments are working or if cancer has come back.

Cancer (KAN-ser): A group of diseases in which cells in the body grow out of control. These abnormal cells can begin in one part of the body and spread to other body parts. There are many types of cancer. Types of cancer are named for the part of the body where the abnormal cells first started growing, even if it spreads to other parts of the body later.

Cell: The basic unit that makes up all living things.

Cervix (SUR-viks): The lower, narrow end of the uterus that forms a canal between the uterus and vagina.

Co-testing: When two tests (such as a Pap test and an HPV test) are performed at the same time.

Diagnosis (DY-ug-NOH-sis): The process of identifying a disease based on its signs and symptoms, and medical testing.

Endometriosis (END-oh-mee-tree-oh-sis): A condition where tissue from the lining of the uterus grows elsewhere in the body.

Estrogen (ES-troh-jin): A type of hormone made by the body that helps women develop and maintain female sex traits. Man-made forms of estrogen may be used as a type of birth control and to treat symptoms of menopause, disorders related to a woman's period, and other conditions.

Fibroids (FY-broyds): A non-cancerous tumor, commonly in the uterus.

Follow-up: Visits with your doctor for more testing or treatment.

Gene (jeen): The basic unit of heredity that holds information to build and maintain cells and pass genetic traits from parent to child.

Gynecologic cancer (GY-neh-kuh-LAH-jik KAN-ser): Cancer of the female reproductive organs, including the cervix, fallopian tubes, ovaries, uterus, vagina, and vulva.

Gynecologic oncologist (GY-neh-kuh-LAH-jik on-KAH-loh-jist): A doctor who specializes in treating cancers of the female reproductive organs.

Hereditary nonpolyposis colorectal cancer (her-ED-it-ayr-ee nahn-pah-lip-OH-sis koh-luh-REK-tl KAN-ser): A disorder inherited through one's parents that causes a higher-than-normal chance of developing colorectal cancer and certain other types of cancer, including uterine and ovarian cancers, often before the age of 50. Also called Lynch syndrome.

HIV or Human Immunodeficiency Virus (HYOO-mun im-YUH-noh-di-fish-uhn-see VYE-rus): The virus that causes AIDS, which increases one's risk for developing certain cancers and infections by making one less able to fight off health problems.

HPV or Human papillomavirus (HYOO-mun pap-ah-LO-mah-VYE-rus): A very common virus passed on during sex that can cause changes to cells. At least 50 percent of sexually active men and women will have HPV at some point in their lives. Most of the time, people who become infected with HPV will not have any symptoms and the infection will clear up on its own. However, when the infection does not clear up, it can cause normal cells to turn abnormal. Over time, these abnormal cells can turn into cancer of the cervix, vagina, or vulva.

HPV test: A test where a doctor swabs the cervix for cells and then examines them to look for HPV. This test is recommended for women aged 30 years and older to have along with the Pap test (called co-testing) and it can be performed at the same time as the Pap test. It also is used to provide more information when, for women aged 21 and older, a Pap test has unclear results.

Hysterectomy (HIS-teh-REK-toh-mee): Surgery to remove the uterus and, generally, the cervix. When only the uterus is removed, it is called a partial hysterectomy. When the cervix also is removed, it is called a total hysterectomy.

Menopause (MEH-noh-PAWZ): The time of life when a woman's menstrual periods stop. A woman is in menopause when she hasn't had a period for 12 months in a row. Menopause, on average, happens between the ages of 45 and 55 years old or when a woman has her ovaries removed.

Ovaries (OH-vereez): Pair of female reproductive glands where the ova, or eggs, are formed. The ovaries are located in the pelvis—one on each side of the uterus. Ovaries produce the hormones estrogen and progesterone.

Pap test: A screening test where a doctor swabs the cervix for cells and then examines them under a microscope to look for changes on the cervix and early signs of cervical cancer, as well as precancerous changes on the cervix that can be treated. Cervical cancer is the only cancer that the Pap test screens for. It does NOT screen for ovarian, uterine, vaginal, or vulvar cancers.

Pelvis (PEL-vis): The area below the stomach and in between the hip bones.

Pelvic exam (PEL-vik ex-am): An exam to check the health of female reproductive organs. This exam may be part of a woman's routine health care visit. Your doctor will look at the outside of your genitals, or sex organs, to see if there are any problems. He or she also will look at and feel your internal organs—such as your vagina, cervix, ovaries, and uterus. It may include a rectovaginal exam.

Precancerous or Precancer (PRE-KAN-ser): Cell changes that are not normal, but have not yet turned into cancer.

Progesterone (proh-JES-tuh-RONE): A type of hormone made by the body that plays a role in the menstrual cycle and pregnancy. Progesterone also can be made in the laboratory. It may be used as a type of birth control and to treat disorders related to a woman's period, infertility, symptoms of menopause, and other conditions.

Rectovaginal exam (REK-toh-VA-jih-nul ex-am): An exam that is sometimes given along with a pelvic exam to check for problems, especially in the uterus or ovaries. A doctor will feel internal organs through the vagina and rectum (the last several inches of the large intestine closest to the anus) with one hand while touching the pelvis with the other hand.

Screening: Checking for disease when there are no symptoms. Cancer screening tests are effective when they can find disease early.

Transvaginal ultrasound (tranz-VA-jih-nul UL-truh-SOWND): A test used to check the uterus, fallopian tubes, ovaries, and bladder for problems. A wand is inserted into the vagina that causes sound waves to bounce off organs inside the pelvis, creating a picture called a sonogram. Also called transvaginal sonography and TVS.

Tubal ligation (TOO-bull lye-GAY-shun): An operation to close the fallopian tubes. This procedure prevents pregnancy by blocking the passage of eggs from the ovaries to the uterus.

Uterus (YOO-tuh-rus): The small, hollow, pear-shaped organ in a woman's pelvis. This is the organ in which a baby grows. Also called the womb.

Vagina (vuh-JY-nuh): The muscular canal extending from the uterus to the exterior of the body. Also called the birth canal.

Vulva (vuhl-vuh): The external female genital organs, including the clitoris, labia (vaginal lips), and the opening to the vagina.

RESOURCES

For information on gynecologic cancer, the *Inside Knowledge: Get the Facts About Gynecologic Cancer Campaign*, and *Johanna's Law*, visit:

Centers for Disease Control and Prevention
1-800-CDC-INFO
www.cdc.gov/cancer/knowledge

For information about treatment and clinical trials for gynecologic and other cancers, visit:

National Cancer Institute
1-800-4-CANCER
www.cancer.gov

For information about free or low-cost cervical and breast cancer screening, visit:

CDC's National Breast and Cervical Cancer Early Detection Program
www.cdc.gov/cancer/nbccedp

For information about breast cancer in young women, including its relation to hereditary risks for ovarian cancer, visit:

CDC's Bring Your Brave Campaign
www.cdc.gov/BringYourBrave

For help locating a gynecologic oncologist, visit:

Women's Cancer Network of the Foundation for Women's Cancer
www.wcn.org



The Centers for Disease Control and Prevention thanks and acknowledges the following people for their contributions to the development of this booklet:

Michael L. Berman, M.D., Professor, Department of Obstetrics and Gynecology, Division of Gynecologic Oncology, University of California, Irvine Medical Center

Janet Daling, Ph.D., Epidemiology Faculty, Fred Hutchinson Cancer Research Center

Hope K. Haefner, M.D., Professor, Department of Obstetrics and Gynecology, The University of Michigan Center for Vulvar Diseases

Beth Y. Karlan, M.D., Director, Women's Cancer Research Institute and Division of Gynecologic Oncology, Cedars-Sinai Medical Center

Anna-Barbara Moscicki, M.D., Professor of Pediatrics, University of California, San Francisco

George F. Sawaya, M.D., Professor of Obstetrics, Gynecology and Reproductive Sciences and Epidemiology and Biostatistics, Director, Colposcopy Clinic, San Francisco General Hospital, University of California, San Francisco

¿Necesita esta información en español?

Contacte 1-800-CDC-INFO (1-800-232-4636).
Oprima 2 para español, o visite www.cdc.gov/spanish/cancer/conozcasucuerpo.

WWW.CDC.GOV/CANCER/KNOWLEDGE

800-CDC-INFO



**U.S. Department of
Health and Human Services**
Centers for Disease
Control and Prevention

U.S. Department of Health and Human Services

Centers for Disease Control and Prevention

National Center for Chronic Disease Prevention
and Health Promotion

Division of Cancer Prevention and Control

4770 Buford Highway, Mailstop K64, Atlanta GA 30341

CDC Publication #22-0098, Revised April 2017